

Quick Stats

<b>Total Number of Constituent Schemes</b>	40	<b>Total Number of Scheme Providers</b>	30
<b>Number of Scheme with FE Alpha Rated Managers</b>	n/a	<b>Average VR Rating</b>	★★★

Top Performing Schemes over 1 year

Name	%
ICICI Prudential - Gilt Investment PF	20.53
Franklin Templeton - Franklin India GSF Long Term	20.35
Birla Sun Life - Gilt Plus PF	19.94
SBI - Magnum Gilt Long Term	19.90
Franklin Templeton - Franklin India GSF	19.86

Bottom Performing Schemes over 1 year

Name	%
Escorts - Gilt	7.40
Sahara - Gilt	8.09
Edelweiss - Gilt	11.02
Sundaram - Gilt	12.40
Indiabulls - Gilt	12.62

Top Performing Schemes over 3 years

Name	%
Sundaram - Gilt	48.95
L&T - Gilt Investment	44.71
SBI - Magnum Gilt Long Term	41.61
IDFC - GSF PF	40.17
IDFC - GSF Investment	39.92

Bottom Performing Schemes over 3 years

Name	%
Edelweiss - Gilt	16.69
Motilal Oswal - MOST 10 Year Gilt	20.04
Birla Sun Life - Gilt Plus	21.84
Escorts - Gilt	23.93
LIC Nomura MF - GSF	24.82

Top Performing Schemes over 5 years

Name	%
Baroda Pioneer - Gilt	75.97
IDFC - GSF Investment	59.87
IDFC - GSF PF	59.67
Birla Sun Life - GSF Long Term	57.51
SBI - Magnum Gilt Long Term	56.78

Bottom Performing Schemes over 5 years

Name	%
Edelweiss - Gilt	29.07
Birla Sun Life - Gilt Plus	32.79
LIC Nomura MF - GSF	37.18
DSP BlackRock - Government Securities	38.11
Principal - GSF	39.16

**Most Volatile Schemes over 1 year to Last Month End**

Name	%	Volatility
1 Franklin Templeton - Franklin India GSF Long Term	20.35	4.25
2 Franklin Templeton - Franklin India GSF	19.86	4.22
3 UTI - Gilt Advantage Long Term	19.80	4.20
4 BNP Paribas - Government Securities	17.37	4.06
5 Birla Sun Life - Gilt Plus PF	19.94	4.01

**Least Volatile Schemes over 1 year to Last Month End**

Name	%	Volatility
1 Sahara - Gilt	8.09	0.16
2 Escorts - Gilt	7.40	0.48
3 Sundaram - Gilt	12.40	1.92
4 Edelweiss - Gilt	11.02	2.11
5 Motilal Oswal - MOST 10 Year Gilt	12.70	2.40

**Most Volatile Schemes over 3 years to Last Month End**

Name	%	Volatility
1 Franklin Templeton - Franklin India GSF Long Term	31.63	6.43
2 Franklin Templeton - Franklin India GSF	30.84	6.29
3 ICICI Prudential - Gilt Investment PF	33.93	6.22
4 Kotak - Gilt Investment	34.31	6.10
5 ICICI Prudential - Long Term Gilt	31.37	5.95

**Least Volatile Schemes over 3 years to Last Month End**

Name	%	Volatility
1 Sahara - Gilt	26.09	0.22
2 Escorts - Gilt	23.93	0.40
3 SBI - Benchmark G Sec	31.60	1.80
4 Sundaram - Gilt	48.95	2.26
5 Baroda Pioneer - Gilt	32.92	3.64

**Most Volatile Schemes over 5 years to Last Month End**

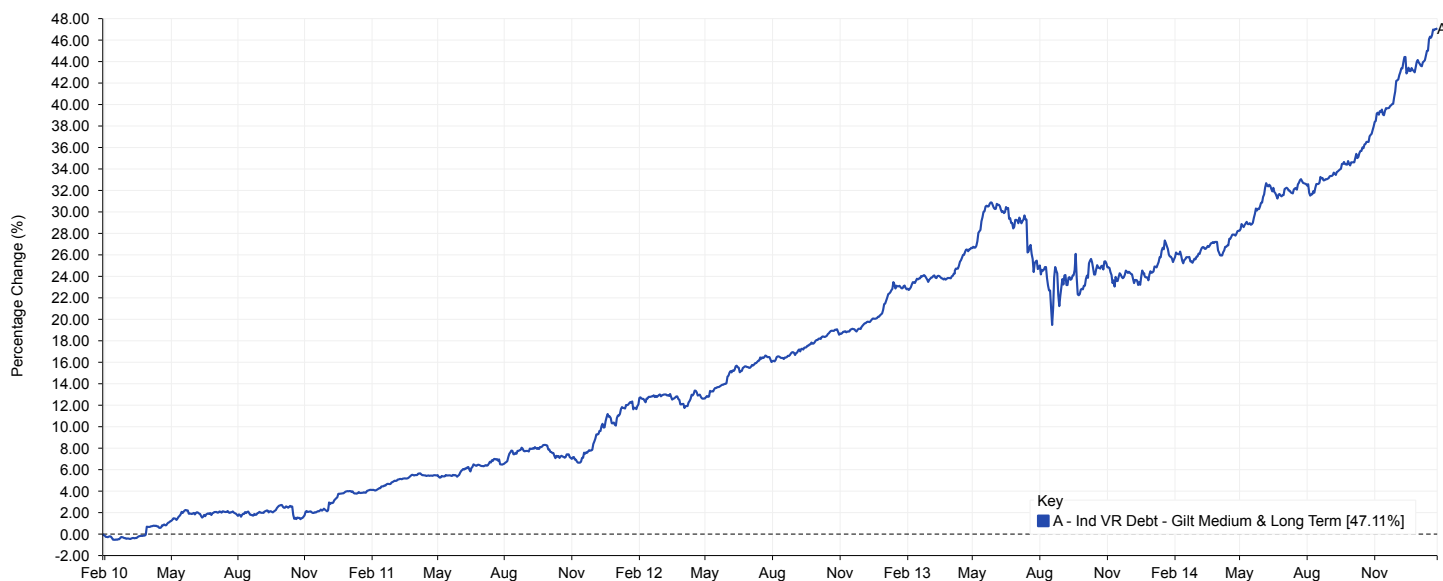
Name	%	Volatility
1 Baroda Pioneer - Gilt	75.97	5.54
2 Franklin Templeton - Franklin India GSF Long Term	40.10	5.28
3 Franklin Templeton - Franklin India GSF	39.78	5.16
4 ICICI Prudential - Gilt Investment PF	47.01	5.10
5 Kotak - Gilt Investment	51.03	5.10

**Least Volatile Schemes over 5 years to Last Month End**

Name	%	Volatility
1 Sahara - Gilt	40.90	0.48
2 Escorts - Gilt	39.34	1.54
3 Sundaram - Gilt	55.21	2.51
4 HSBC - Gilt	52.42	3.33
5 LIC Nomura MF - GSF	37.18	3.50

\*Please note this data is displayed in Local Currency for each scheme

Performance Chart Over 5 Years



28/01/2010 - 27/01/2015 Powered by data from FE

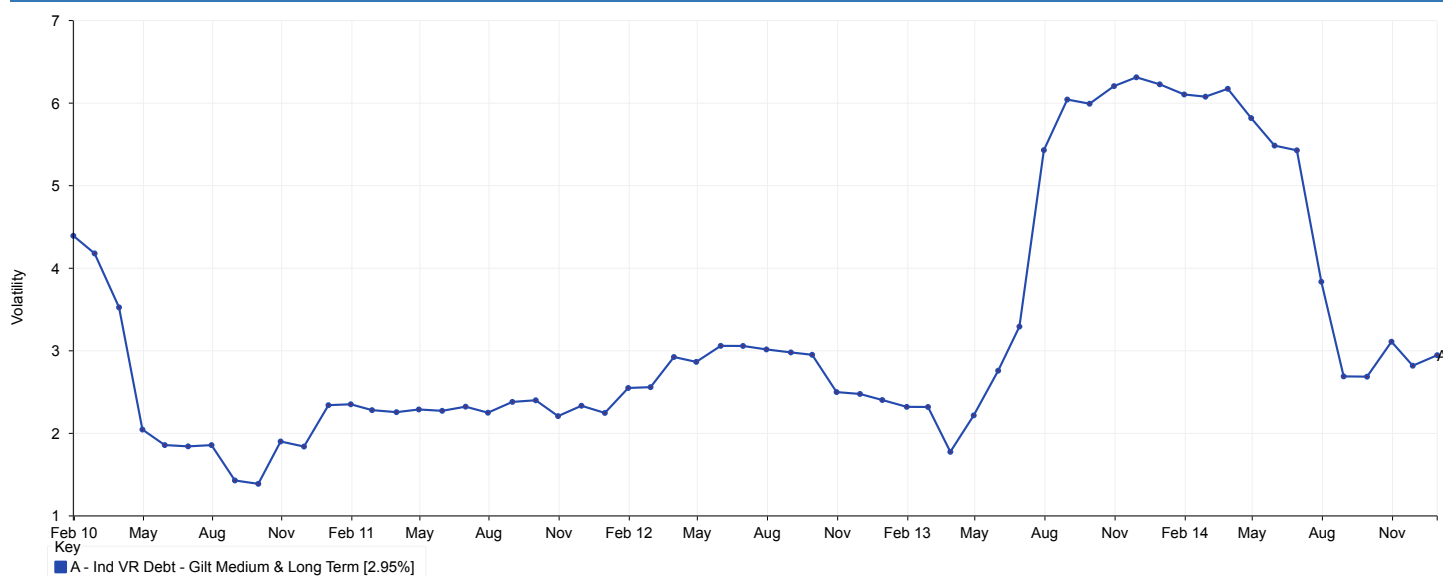
Cumulative Performance To Last Month End

	3 Months	6 Months	1 Year	3 Years	5 Years
Debt - Gilt Medium & Long Term	7.31	9.57	15.80	30.93	44.82

Discrete Annual Performance to Last Month End

	0-12m	12-24m	24-36m	36-48m	48-60m
Debt - Gilt Medium & Long Term	15.80	2.97	9.79	5.86	4.49

Rolling Monthly Volatility Chart over 5 years



29/01/2010 - 31/12/2014 Powered by data from FE

Top Schemes by Scheme Size as at Last Month End

Name	Scheme Assets (INR)(m)
ICICI Prudential - Long Term Gilt	10,445.80
HDFC - Gilt Long Term	9,880.40
IDFC - GSF Investment	7,058.54
Reliance - Gilt Securities	6,517.83
Birla Sun Life - GSF Long Term	6,461.58

Top Schemes by Sharpe Ratio against Sector Average over 1 Year


Name	1 Yr Performance	Sharpe
Sahara - Gilt	8.09	28.43
Escorts - Gilt	7.40	8.10
Sundaram - Gilt	12.40	4.63
Tata - Gilt Mid Term	16.22	4.60
SBI - Magnum Gilt Long Term	19.90	4.57

Portfolio Members as at 27/01/2015 (Performance to latest month end)								
Scheme Name	Asset Class	VR Rating	6 Mth %	1 Yr %	3 Yr %	5 Yr %	Volatility (1 yr)	Volatility (3 yr)
Axis - Constant Maturity 10 Year	Fixed Interest	★	8.96	14.97	-	-	2.74	-
Baroda Pioneer - Gilt	Fixed Interest	★★★	9.07	15.08	32.92	75.97	3.39	3.64
Birla Sun Life - Gilt Plus	Fixed Interest	★	7.81	12.74	21.84	32.79	2.63	4.55
Birla Sun Life - Gilt Plus PF	Fixed Interest	★★★	11.61	19.94	38.22	55.60	4.01	5.53
Birla Sun Life - GSF Long Term	Fixed Interest	★★★	10.97	17.54	34.69	57.51	3.80	5.40
BNP Paribas - Government Securities	Fixed Interest	★★★★	11.16	17.37	-	-	4.06	-
Canara Robeco - Gilt PGS	Fixed Interest	★★★	9.93	16.69	34.33	47.36	3.43	4.30
DSP BlackRock - Constant Maturity 10Y G Sec	Fixed Interest		-	-	-	-	-	-
DSP BlackRock - Government Securities	Fixed Interest	★★	9.26	15.01	26.95	38.11	3.14	4.43
DWS - Gilt	Fixed Interest	★★	8.61	14.49	28.90	41.95	3.31	5.32
Edelweiss - Gilt	Fixed Interest		7.11	11.02	16.69	29.07	2.11	5.07
Escorts - Gilt	Fixed Interest		3.76	7.40	23.93	39.34	0.48	0.40
Franklin Templeton - Franklin India GSF	Fixed Interest	★★	10.33	19.86	30.84	39.78	4.22	6.29
Franklin Templeton - Franklin India GSF Long Term	Fixed Interest	★★	10.76	20.35	31.63	40.10	4.25	6.43
HDFC - Gilt Long Term	Fixed Interest	★★★	11.60	19.03	34.03	49.11	3.88	5.66
HSBC - Gilt	Fixed Interest		9.44	14.78	30.90	52.42	2.98	4.13
ICICI Prudential - Constant Maturity Gilt	Fixed Interest		-	-	-	-	-	-
ICICI Prudential - Gilt Investment PF	Fixed Interest	★★★	11.38	20.53	33.93	47.01	3.99	6.22
ICICI Prudential - Long Term Gilt	Fixed Interest	★★	10.50	17.98	31.37	46.48	3.62	5.95
IDBI - Gilt	Fixed Interest	★★★	9.34	16.55	-	-	3.06	-
IDFC - GSF Investment	Fixed Interest	★★★	10.52	16.46	39.92	59.87	3.46	4.03
IDFC - GSF PF	Fixed Interest	★★★★	10.93	17.05	40.17	59.67	3.56	4.18
Indiabulls - Gilt	Fixed Interest	★★	7.05	12.62	-	-	2.90	-
JM - G Sec	Fixed Interest	★★	9.68	13.91	31.31	44.69	3.48	4.63
JP Morgan India - Government Securities	Fixed Interest		12.40	-	-	-	-	-
Kotak - Gilt Investment	Fixed Interest	★★	9.59	17.09	34.31	51.03	3.60	6.10
L&T - Gilt Investment	Fixed Interest	★★★★	10.11	16.34	44.71	55.12	3.22	4.10
LIC Nomura MF - G Sec Long Term Exchange Traded	Fixed Interest		-	-	-	-	-	-
LIC Nomura MF - GSF	Fixed Interest	★★	9.81	15.46	24.82	37.18	3.28	4.14
Motilal Oswal - MOST 10 Year Gilt	Fixed Interest	★	8.31	12.70	20.04	-	2.40	4.89
Principal - GSF	Fixed Interest	★★	10.12	15.65	29.45	39.16	3.06	4.80
Reliance - Gilt Securities	Fixed Interest	★★★	11.09	18.64	38.48	49.50	3.43	5.68
Religare Invesco - Gilt Longer Duration	Fixed Interest	★★★	9.02	17.00	26.40	49.26	3.06	4.25
Sahara - Gilt	Fixed Interest		3.97	8.09	26.09	40.90	0.16	0.22
SBI - Benchmark G Sec	Fixed Interest		8.80	14.65	31.60	-	2.60	1.80
SBI - Magnum Gilt Long Term	Fixed Interest	★★★★	12.23	19.90	41.61	56.78	3.59	4.85
Sundaram - Gilt	Fixed Interest	★★★★★	7.60	12.40	48.95	55.21	1.92	2.26
Tata - Gilt	Fixed Interest	★★★	9.98	17.70	36.69	48.53	3.19	5.24
Tata - Gilt Mid Term	Fixed Interest	★★★★	9.28	16.22	39.50	-	2.77	4.26

Scheme Name	Asset Class	VR Rating	6 Mth %	1 Yr %	3 Yr %	5 Yr %	Volatility (1 yr)	Volatility (3 yr)
UTI - Gilt Advantage Long Term	Fixed Interest	★★★★	12.08	19.80	37.38	54.96	4.20	4.78


Sector Weightings as at Dec 31, 2014

Rank	Change	Name	% Weighting
1	■	Cash & Cash Equivalents	100.00



Region Weightings as at Dec 31, 2014

Rank	Change	Name	% Weighting
1	■	Asia Pacific	100.00



Asset Weightings as at Dec 31, 2014

Rank	Change	Name	% Weighting
1	■	Fixed Interest	92.60
2	■	Money Market	7.40

