

Quick Stats

Total Number of Constituent Schemes	90	Total Number of Scheme Providers	34
Number of Scheme with FE Alpha Rated Managers	n/a	Average VR Rating	★★★

Top Performing Schemes over 1 year

Name	%
ICICI Prudential - Long Term	19.39
ICICI Prudential - Income	16.92
HDFC - High Interest Dynamic	16.14
Birla Sun Life - Income Plus	16.03
IDFC - Dynamic Bond	15.82

Bottom Performing Schemes over 1 year

Name	%
Peerless - Flexible Income	6.13
HDFC - Inflation Indexed Bond	7.67
Sahara - Income	8.26
Taurus - Dynamic Income	8.72
JP Morgan India - Income S301	8.91

Top Performing Schemes over 3 years

Name	%
ICICI Prudential - Long Term	43.90
UTI - Dynamic Bond	37.33
Franklin Templeton - Franklin India Income Builder	36.05
Reliance - Dynamic Bond	35.61
Birla Sun Life - Dynamic Bond	35.56

Bottom Performing Schemes over 3 years

Name	%
Taurus - Dynamic Income	23.68
Sundaram - Flexible Flexible Income Plan	24.57
Principal - Income Long Term	26.04
DWS - Premier Bond	26.08
JP Morgan India - Active Bond	26.82

Top Performing Schemes over 5 years

Name	%
ICICI Prudential - Long Term	63.69
Escorts - Income	56.99
Franklin Templeton - Franklin India Income Builder	56.69
Birla Sun Life - Dynamic Bond	56.31
Franklin Templeton - Franklin India Income Opportunities	56.14

Bottom Performing Schemes over 5 years

Name	%
L&T - Flexi Bond	18.65
Principal - Debt Savings Ret	33.83
Sundaram - Flexible Flexible Income Plan	37.39
Principal - Income Long Term	41.33
JP Morgan India - Active Bond	41.43

Most Volatile Schemes over 1 year to Last Month End

Name	%	Volatility
1 Baroda Pioneer - Dynamic Bond	14.98	3.35
2 Birla Sun Life - Income Plus	16.03	3.35
3 IDFC - Dynamic Bond	15.82	3.29
4 IDFC - SSI Inv	15.54	3.28
5 ICICI Prudential - Income	16.92	3.28

Least Volatile Schemes over 1 year to Last Month End

Name	%	Volatility
1 Sahara - Income	8.26	0.22
2 IDFC - Banking Debt	9.26	0.50
3 Principal - Debt Savings Ret	9.40	0.66
4 JP Morgan India - Income S301	8.91	0.68
5 IDFC - All Season Bond	10.39	0.83

Most Volatile Schemes over 3 years to Last Month End

Name	%	Volatility
1 ICICI Prudential - Income	29.97	5.46
2 Birla Sun Life - Income Plus	31.85	4.81
3 HDFC - Income	30.60	4.75
4 Kotak - Bond	32.75	4.70
5 Reliance - Income	31.13	4.62

Least Volatile Schemes over 3 years to Last Month End

Name	%	Volatility
1 Sahara - Income	28.52	0.39
2 IDFC - All Season Bond	29.86	0.59
3 SBI - Corporate Bond	33.69	0.64
4 Reliance - Regular Savings Debt	31.37	1.58
5 Escorts - Income	33.61	1.69

Most Volatile Schemes over 5 years to Last Month End

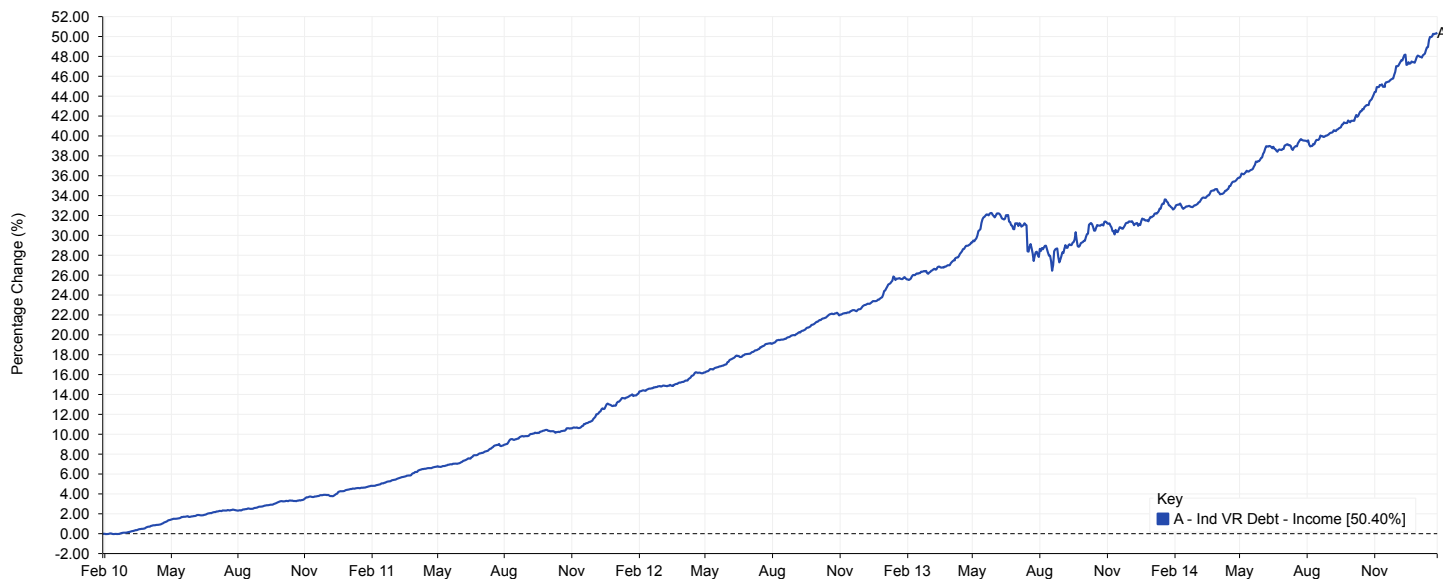
Name	%	Volatility
1 L&T - Flexi Bond	18.65	8.87
2 ICICI Prudential - Income	43.13	4.43
3 HDFC - Income	46.58	4.06
4 Kotak - Bond	50.14	4.00
5 Birla Sun Life - Income Plus	47.40	3.98

Least Volatile Schemes over 5 years to Last Month End

Name	%	Volatility
1 Sahara - Income	48.26	0.52
2 SBI - Corporate Bond	54.55	0.71
3 IDFC - All Season Bond	45.21	0.96
4 Reliance - Regular Savings Debt	49.18	1.42
5 BNP Paribas - Bond	46.82	1.68

*Please note this data is displayed in Local Currency for each scheme

Performance Chart Over 5 Years



28/01/2010 - 27/01/2015 Powered by data from FE

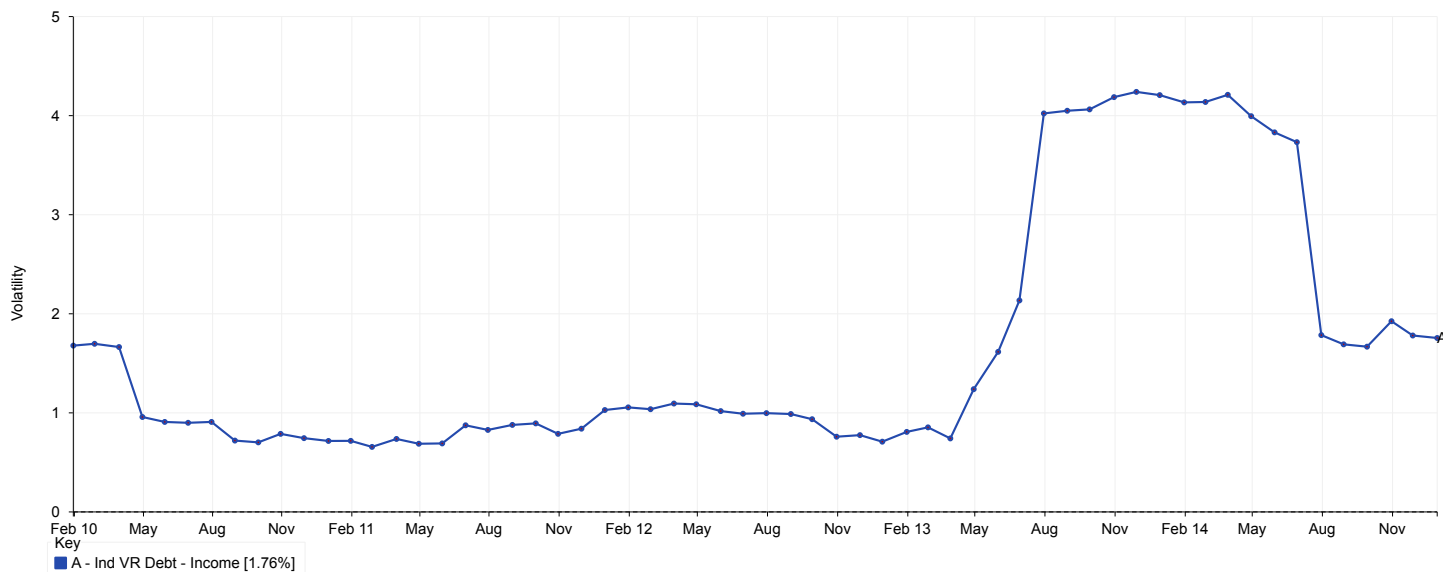
Cumulative Performance To Last Month End

	3 Months	6 Months	1 Year	3 Years	5 Years
Debt - Income	4.75	6.77	12.32	31.18	48.76

Discrete Annual Performance to Last Month End

	0-12m	12-24m	24-36m	36-48m	48-60m
Debt - Income	12.32	6.30	9.88	8.06	4.94

Rolling Monthly Volatility Chart over 5 years



29/01/2010 - 31/12/2014 Powered by data from FE

Top Schemes by Scheme Size as at Last Month End

Name	Scheme Assets (INR)(m)
Birla Sun Life - Dynamic Bond	107,078.57
Franklin Templeton - Franklin India Corporate Bond Opportunities	75,143.06
Reliance - Regular Savings Debt	48,416.50
ICICI Prudential - Regular Savings	46,270.62
Reliance - Dynamic Bond	43,971.02

Top Schemes by Sharpe Ratio against Sector Average over 1 Year

Name	1 Yr Performance	Sharpe
Sahara - Income	8.26	22.03
IDFC - Banking Debt	9.26	11.47
Principal - Debt Savings Ret	9.40	8.93
IDFC - All Season Bond	10.39	8.31
JP Morgan India - Income S301	8.91	7.99

Portfolio Members as at 27/01/2015 (Performance to latest month end)								
Scheme Name	Asset Class	VR Rating	6 Mth %	1 Yr %	3 Yr %	5 Yr %	Volatility (1 yr)	Volatility (3 yr)
Axis - Dynamic Bond	Fixed Interest	★★★	8.18	14.06	32.61	-	2.36	3.43
Axis - Income	Fixed Interest	★★★	8.59	15.01	-	-	2.38	-
Baroda Pioneer - Dynamic Bond	Fixed Interest	★★★	9.15	14.98	-	-	3.35	-
Baroda Pioneer - Income	Fixed Interest	★★	8.42	14.21	30.13	52.84	3.19	3.83
Baroda Pioneer - PSU Bond	Fixed Interest	★★★	4.63	8.95	28.88	45.00	0.87	2.15
Birla Sun Life - Active Debt Multi Manager FoF	Fixed Interest	★★	8.30	13.59	29.77	47.19	2.51	3.96
Birla Sun Life - Dynamic Bond	Fixed Interest	★★★★	8.71	14.85	35.56	56.31	2.68	2.93
Birla Sun Life - Income Plus	Fixed Interest	★★	9.88	16.03	31.85	47.40	3.35	4.81
BNP Paribas - Bond	Fixed Interest	★★★★	5.67	10.77	29.96	46.82	1.25	1.85
BNP Paribas - Flexi Debt	Fixed Interest	★★★★	8.48	14.29	35.40	49.25	2.48	3.22
BNP Paribas - Medium Term Income	Fixed Interest		5.28	-	-	-	-	-
Canara Robeco - Dynamic Bond	Fixed Interest	★★★	8.66	14.33	34.68	50.45	2.82	3.41
Canara Robeco - Income	Fixed Interest	★★★	8.54	13.93	31.83	49.13	2.81	3.09
Canara Robeco - Medium Term Opportunities	Fixed Interest		5.53	-	-	-	-	-
DSP BlackRock - Banking & PSU Debt	Fixed Interest		5.18	10.42	-	-	1.14	-
DSP BlackRock - Bond	Fixed Interest	★★	8.27	14.02	28.86	42.78	2.33	3.26
DSP BlackRock - Strategic Bond	Fixed Interest	★★★★	8.21	14.54	33.86	52.95	2.35	2.64
DWS - Banking & PSU Debt	Fixed Interest	★★★★	5.33	10.58	-	-	1.09	-
DWS - Corporate Debt Opportunities	Fixed Interest		-	-	-	-	-	-
DWS - Inflation Indexed Bond	Fixed Interest		2.42	-	-	-	-	-
DWS - Medium Term Income	Fixed Interest		6.74	-	-	-	-	-
DWS - Premier Bond	Fixed Interest	★★	4.71	9.70	26.08	43.88	1.26	2.83
Escorts - Income	Fixed Interest	★★★★	5.71	10.52	33.61	56.99	1.50	1.69
Franklin Templeton - Banking & PSU Debt	Fixed Interest		5.16	-	-	-	-	-
Franklin Templeton - Franklin India Corporate Bond Opportunities	Fixed Interest	★★★★	5.72	11.89	34.93	-	1.13	2.26
Franklin Templeton - Franklin India Dynamic Accrual	Fixed Interest	★★★	5.93	12.68	28.83	44.22	1.80	2.82
Franklin Templeton - Franklin India Income Builder	Fixed Interest	★★★★	6.78	12.98	36.05	56.69	1.47	3.26
Franklin Templeton - Franklin India Income Opportunities	Fixed Interest	★★★★	5.84	11.65	33.63	56.14	1.02	2.13
HDFC - High Interest Dynamic	Fixed Interest	★★★	9.36	16.14	35.33	51.85	2.98	3.95
HDFC - Income	Fixed Interest	★★	8.93	15.67	30.60	46.58	3.11	4.75
HDFC - Inflation Indexed Bond	Fixed Interest		2.54	7.67	-	-	2.65	-
HDFC - Medium Term Opportunities	Fixed Interest	★★★★	5.25	10.95	31.84	-	1.07	2.45
HSBC - Flexi Debt	Fixed Interest	★★★	8.28	13.79	31.30	50.90	2.60	3.40
HSBC - Income Investment	Fixed Interest	★★	8.10	13.79	28.98	47.06	2.65	3.87
ICICI Prudential - Advisor Very Cautious	Fixed Interest		6.31	11.92	28.33	41.89	1.65	2.57
ICICI Prudential - Banking & PSU Debt	Fixed Interest	★★★★	5.06	10.50	31.04	-	0.92	2.05
ICICI Prudential - Dynamic Bond	Fixed Interest	★★★	7.63	13.26	31.28	50.39	2.68	3.74
ICICI Prudential - Income	Fixed Interest	★	9.30	16.92	29.97	43.13	3.28	5.46
ICICI Prudential - Income Opportunities	Fixed Interest	★★★	7.18	14.54	32.86	48.00	2.55	4.43

Scheme Name	Asset Class	VR Rating	6 Mth %	1 Yr %	3 Yr %	5 Yr %	Volatility (1 yr)	Volatility (3 yr)
ICICI Prudential - Long Term	Fixed Interest	★★★★★	10.30	19.39	43.90	63.69	3.18	2.18
ICICI Prudential - Regular Savings	Fixed Interest	★★★★	5.29	10.97	30.54	-	1.07	2.05
IDBI - Debt Opportunities	Fixed Interest		4.98	-	-	-	-	-
IDBI - Dynamic Bond	Fixed Interest	★	7.47	11.22	-	-	2.54	-
IDFC - All Season Bond	Fixed Interest	★★★★	5.17	10.39	29.86	45.21	0.83	0.59
IDFC - Banking Debt	Fixed Interest	★★★★	4.30	9.26	-	-	0.50	-
IDFC - Dynamic Bond	Fixed Interest	★★★	10.14	15.82	34.93	56.02	3.29	3.64
IDFC - SSI Inv	Fixed Interest	★★★	9.97	15.54	33.46	50.60	3.28	3.63
IDFC - SSI Medium Term	Fixed Interest	★★★	5.76	10.82	28.86	50.10	1.25	2.10
IIFL - Dynamic Bond	Fixed Interest	★	8.53	15.31	-	-	3.00	-
Indiabulls - Income	Fixed Interest	★	7.34	13.26	-	-	2.34	-
JM - Income	Fixed Interest	★★	8.91	13.04	29.57	43.12	3.22	3.93
JP Morgan India - Active Bond	Fixed Interest	★★	5.98	12.56	26.82	41.43	2.28	4.31
JP Morgan India - Banking and PSU Debt	Fixed Interest		5.58	10.75	-	-	1.11	-
JP Morgan India - Corporate Debt Opportunities	Fixed Interest		-	-	-	-	-	-
JP Morgan India - Income S301	Fixed Interest		4.11	8.91	-	-	0.68	-
JP Morgan India - Income S501	Fixed Interest		4.96	10.39	-	-	1.29	-
Kotak - Bond	Fixed Interest	★★	8.55	15.13	32.75	50.14	3.19	4.70
Kotak - Medium Term	Fixed Interest		5.85	-	-	-	-	-
L&T - Flexi Bond	Fixed Interest	★★★	8.53	14.00	33.25	18.65	2.44	3.35
L&T - Triple Ace Bond	Fixed Interest	★★	7.34	12.58	28.90	42.28	2.36	3.43
LIC Nomura MF - Bond	Fixed Interest	★★★	7.06	12.42	27.49	47.32	2.04	3.15
Peerless - Flexible Income	Fixed Interest	★	3.73	6.13	-	-	1.22	-
PineBridge - India Total Return Bond	Fixed Interest	★★★	7.96	11.31	29.29	48.48	2.76	2.77
Pramerica - Dynamic Bond	Fixed Interest	★★	9.44	13.46	-	-	2.96	-
Pramerica - Income	Fixed Interest		8.47	-	-	-	-	-
Principal - Debt Savings Ret	Fixed Interest	★★★	4.87	9.40	29.87	33.83	0.66	2.54
Principal - Income Long Term	Fixed Interest	★★	6.53	11.45	26.04	41.33	3.09	3.74
Reliance - Corporate Bond	Fixed Interest		6.24	-	-	-	-	-
Reliance - Dynamic Bond	Fixed Interest	★★★	9.00	15.28	35.61	55.64	2.91	4.23
Reliance - Income	Fixed Interest	★★	9.16	14.81	31.13	45.53	3.13	4.62
Reliance - Regular Savings Debt	Fixed Interest	★★★★	5.24	10.97	31.37	49.18	0.96	1.58
Religare Invesco - Active Income	Fixed Interest	★★	5.73	9.94	28.24	48.62	2.06	2.60
Religare Invesco - Corporate Bond Opportunities	Fixed Interest		-	-	-	-	-	-
Religare Invesco - Medium Term Bond	Fixed Interest	★★★	5.32	10.11	27.19	-	0.98	1.84
Sahara - Income	Fixed Interest	★★★★	3.98	8.26	28.52	48.26	0.22	0.39
SBI - Corporate Bond	Fixed Interest		5.62	10.62	33.69	54.55	0.90	0.64
SBI - Dynamic Bond	Fixed Interest	★★	8.30	12.84	29.94	55.97	2.74	3.83
SBI - Inflation Indexed Bond	Fixed Interest		-	-	-	-	-	-
SBI - Magnum Income	Fixed Interest	★★	7.65	12.38	31.44	49.70	2.44	3.80
Sundaram - Bond Saver	Fixed Interest	★★	7.37	13.10	30.29	44.75	2.48	3.77
Sundaram - Flexible Flexible Income Plan	Fixed Interest	★★	7.17	14.92	24.57	37.39	2.85	4.30
Tata - Dynamic Bond	Fixed Interest	★★★★	7.68	13.92	35.37	51.36	2.05	3.16
Tata - Income	Fixed Interest	★★★	7.43	12.95	33.73	46.64	2.02	3.23

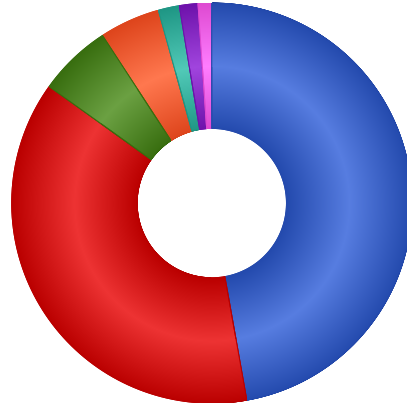
This information has been obtained from Value Research and other sources that Fedby considers reliable and reasonable care and caution have been taken in the compilation of this information. However, Fedby and Value Research do not warrant the quality, completeness, accuracy or suitability of this information for any purpose and shall not be liable for any defects or deficiencies therein. This information is not meant as investment advice and you are advised to make your own independent investment decisions.

Fedby and Value Research take no responsibility and assume no liability for any loss or damage arising out of any investment decision based on this information.

Scheme Name	Asset Class	VR Rating	6 Mth %	1 Yr %	3 Yr %	5 Yr %	Volatility (1 yr)	Volatility (3 yr)
Tata - Income Plus	Fixed Interest	★★★	6.72	12.36	31.38	47.41	1.77	3.24
Taurus - Dynamic Income	Fixed Interest	★	3.68	8.72	23.68	-	0.93	3.29
Union KBC - Dynamic Bond	Fixed Interest	★	8.16	13.19	-	-	2.33	-
UTI - Banking & PSU Debt	Fixed Interest		4.27	-	-	-	-	-
UTI - Bond	Fixed Interest	★★	8.39	15.60	32.81	55.37	2.81	3.94
UTI - Dynamic Bond	Fixed Interest	★★★★★	7.25	14.74	37.33	-	1.77	2.29
UTI - Income Opportunities	Fixed Interest	★★★★★	5.53	11.46	-	-	1.03	-


Sector Weightings as at Dec 31, 2014

Rank	Change	Name	% Weighting
1	■	Cash & Cash Equivalents	47.20
2	■	Banks	37.70
3	■	Consumer Products	5.90
4	■	Building & Construction	4.90
5	■	Leisure	1.70
6	■	Services	1.50
7	■	Others	1.10



Region Weightings as at Dec 31, 2014

Rank	Change	Name	% Weighting
1	■	Asia Pacific	100.00



Asset Weightings as at Dec 31, 2014

Rank	Change	Name	% Weighting
1	■	Fixed Interest	85.70
2	■	Money Market	14.20
3	■	Others	0.10

